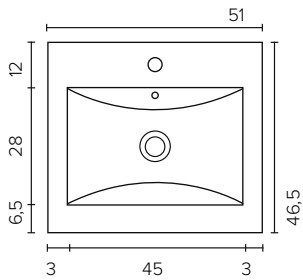


# Technische tekeningen / *Technical drawings*

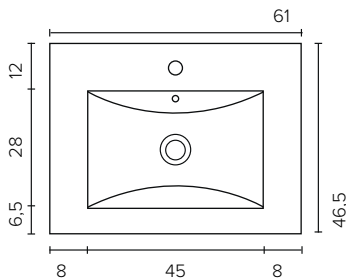
## BASIC 46

### WASTAFEL PORSELEIN / WASHBASIN CERAMICS

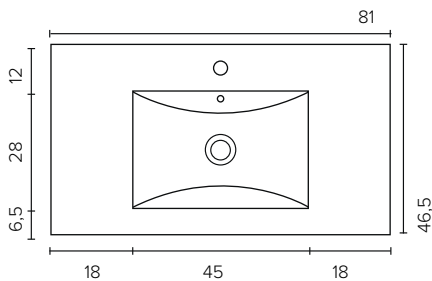
**Porselein (B x D x H) / Ceramics (W x D x H)**  
50 x 46 x 1,8 cm | 1 kraangat / tap hole



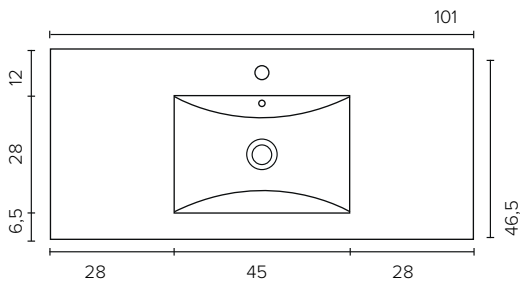
**Porselein (B x D x H) / Ceramics (W x D x H)**  
60 x 46 x 1,8 cm | 1 kraangat / tap hole



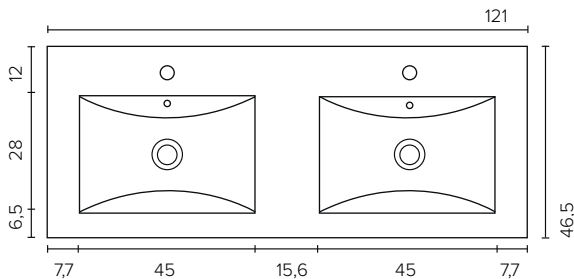
**Porselein (B x D x H) / Ceramics (W x D x H)**  
80 x 46 x 1,8 cm | 1 kraangat / tap hole



**Porselein (B x D x H) / Ceramics (W x D x H)**  
100 x 46 x 1,8 cm | 1 kraangat / tap hole



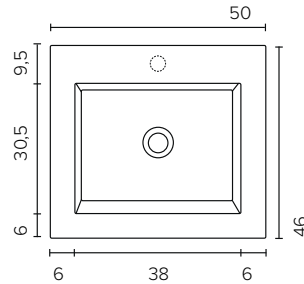
**Porselein (B x D x H) / Ceramics (W x D x H)**  
120 x 46 x 1,8 cm | 2 kraangaten / tap holes



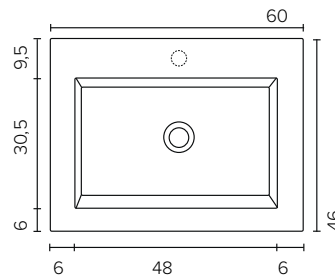
## BASIC 46

### WASTAFEL ACRYL / WASHBASIN ACRYLIC

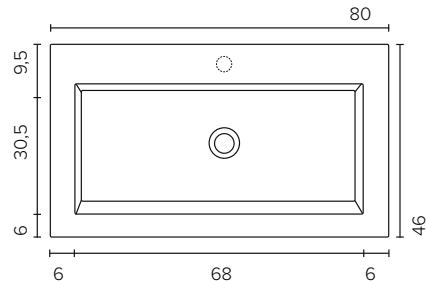
**Acryl (B x D x H) / Acrylic (W x D x H)**  
50 x 46 x 2 cm | 0 - 1 kraangaten / tap holes



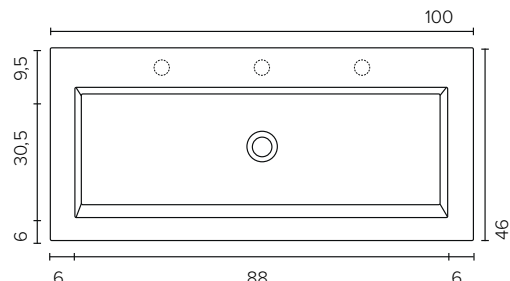
**Acryl (B x D x H) / Acrylic (W x D x H)**  
60 x 46 x 2 cm | 0 - 1 kraangaten / tap holes



**Acryl (B x D x H) / Acrylic (W x D x H)**  
80 x 46 x 2 cm | 0 - 1 kraangaten / tap holes



**Acryl (B x D x H) / Acrylic (W x D x H)**  
100 x 46 x 2 cm | 0 - 1 - 2 kraangaten / tap holes



**Acryl (B x D x H) / Acrylic (W x D x H)**  
120 x 46 x 2 cm | 0 - 2 kraangaten / tap holes

